
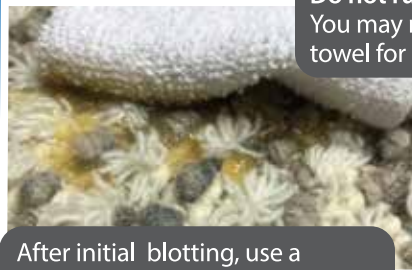


LIQUID SPILL REMOVAL TECHNIQUES



In case of urine or large liquid spills, gently blot the affected area with a clean white cotton towel. **Do not rub or scrub.** You may need to stand on the towel for maximum absorption.



After initial blotting, use a dampened white cotton towel to flush and dilute the affected area. This may take a few rounds. Mist the area with Pettyjohn's Spotter and wait 5 minutes. Blot again with clean towel.



Saturate the affected area with water, using the same amount of liquid that originally affected the area. Place a clean, folded white towel over the affected area, then a cookie sheet, then a weight. Then wait! 24 hours with no peeking, or you will interrupt the capillary action!

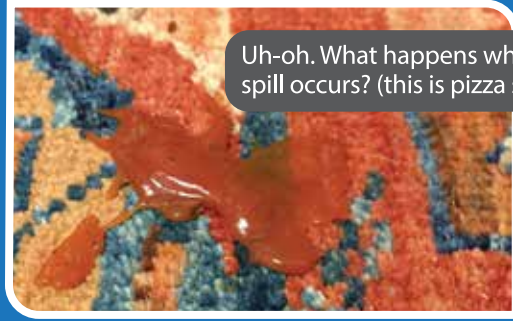
If staining persists, professional extraction may be necessary.



pettyjohnscleaning.com
919.556.4641

©2017 Pettyjohn's, Inc. www.rugwasher.com

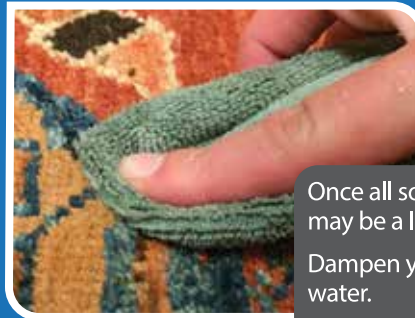
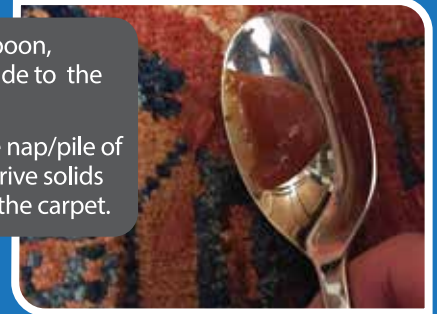
SOLID SPILL REMOVAL TECHNIQUE



Uh-oh. What happens when a solid-type spill occurs? (this is pizza sauce)

Scrape gently with a spoon, working from the outside to the inside of affected area.

Always scrape with the nap/pile of the item, so as not to drive solids further into the pile of the carpet.



Once all solids are removed, there may be a little residue on the fibers.

Dampen your towel with cool water.

BLOT to remove any remaining residue on the fibers. Use a gentle spotter like Pettyjohn's Spotter.

Dry quickly using air movement.



If staining persists, professional extraction may be necessary.



pettyjohnscleaning.com
919.556.4641

©2017 Pettyjohn's, Inc. www.rugwasher.com